JAMESTOWN POLICE DEPARTMENT

ANNUAL REPORT FOR THE YEAR 2017

Submitted by: Scott Edinger
Chief of Police

PERSONNEL

JAMESTOWN POLICE DEPARTMENT

ADMINISTRATION:	DATE OF EMPLOYMENT:
Scott Edinger, Chief of Police	03/01/94
John Johnson, Major-Assistant Chief of Police	10/01/82

INVESTIGATIVE SERVICES:

John Gletne, Captain	07/17/78
Leroy Gross, Lieutenant	10/16/89
Brian Miller, Sergeant	10/01/07
Andrew Staska, School Resource Officer	10/01/13
Dale Ackland	06/01/15
Brandon Dockter	12/01/13

UNIFORM SERVICES DIVISION:

Robert Opp, Lieutenant	08/27/79
Justin Blinsky, Lieutenant	10/16/03
Sidney Mann, Lieutenant	10/16/09
Tyler Loven, Sergeant, FTO	08/08/11
Robert Schlenvogt, Sergeant	05/01/94
Nicholas Hardy, Sergeant	06/16/05
Ryan Goff, Sergeant	08/01/12

OFFICERS:

Jason Prochnow, FTO	08/01/01
Andrew Noreen	06/16/10
Gary Jensen, DRO	04/16/12
Logan Hord	09/01/14
Raymond Mosley	10/16/14
Andrew Stoen, K9 Officer	12/01/14
Patrick Nelson	09/01/15
Cuyler Johnson	11/01/15
Mackenzie Schultz	01/01/16
Matthew Hanson	01/01/16
Alex Breitbach	04/16/16
Jordan Kynaston	06/01/16
Chance Renfro	09/01/16
Shane Gallagher	02/01/17
Joseph Gushwa	07/16/17

ANIMAL WARDEN:

Becky Johnson	06/18/88

CLERICAL STAFF:

Sue Pfaff, Supervisor	06/16/00
Sarah Mimong	12/01/08
Jodi Nelson	04/24/13
Brenda Knapp, Clerk of Court	11/16/88

PERSONNEL:

Once again there were personnel changes within the department in 2017.

Officers who left the department in 2017 were

1) Lieutenant James Hunt resigned effective 09/30/17.

Hired to fill vacancies in 2017 were:

1) Shane Gallagher, a native of Jamestown, began employment with the Jamestown Police Department on February 1st, 2017. Shane was previously employed with Cavalier County Sheriff's Department.

2) Joseph Gushwa, a native of Jamestown, began employment with the Jamestown Police Department on July 16th, 2017. Joseph was previously employed with Magnum trucking.

Promotion in 2017:

1) Effective January 6th, 2017, Sgt. Brian Miller was appointed to the detective division. Sgt Miller has been with the Police Department since 10/01/2007.

2) Effective June 4th, 2017, Ofr. Brandon Dockter has been appointed to the detective division. Ofr Dockter has been with the Police Department since 12/01/2013.

3) Effective November 1st, 2017, Sgt. Sidney Mann has been promoted to the position of Lieutenant. Sgt Mann has been with the Police Department since 10/16/2009.

4) Effective December 1st, 2017, Ofr. Ryan Goff has been promoted to the position of Sergeant. Ofr Goff has been with the Police Department since 08/01/2012.

PUBLIC RELATIONS
&
SPECIAL SERVICES

PUBLIC RELATIONS:

Identity theft and scam education continue to be very popular and requested classes are given by Detective Lieutenant LeRoy Gross.

Other presentations were given to various groups covering traffic laws, domestic violence, duties of a police officer, sexual assault or other police related topics as requested. At the Jamestown Police Department, we feel it is necessary to be involved with the community and interact with them and we will continue to do that.

2017 showed a dramatic increase in the number of people reached by our Facebook page. 29,607 people were reached and we received over 1900 individual likes. We believe that this indicated that our page is well received and is frequently accessed by the citizens of Jamestown. The Twitter account remains slow. These pages allow the Police Department a means to offer crime prevention tips, make public service announcements and to let people know programs that the Jamestown Police Department and its officers are involved in.

Police Department tours offer the opportunity to become informed on the operation of the Jamestown Police Department, Stutsman County Communications Center and the Stutsman County Correctional Center.

GAMING ENFORCEMENT:

The department's gaming enforcement program works towards the goal of ensuring that those who conduct or play the games of chance in Jamestown are protected by the state gaming rules. To accomplish these goals, the Jamestown Police Department, working with the ND State Gaming Office, review complaints of gaming violations.

BICYCLES:

In 2017 there were a total of 10 bicycle licenses sold. There were 27 bikes reported stolen with a total of 68 abandoned or stolen bikes recovered in 2017.

2017 Canine Year End Report

2017 was a productive year for K9 Odin and me. Odin had a total of 54 calls for service, and that ranged from callouts to assist other agencies (including Task Force, Parole and Probation, NDHP, and SCSO). Odin and I also got certified in Patrol work and Narcotics.

I broke down the 54 CFS as follows:

- Vehicle Sniffs -22
- Building Sniffs -11
- School Sniffs -3
- Jail/Prison Sniffs -4
- Assist Other Agencies -17
- Public Relations -9
- SOT Callouts -1

Some of the CFS are grouped together in the call (i.e. Vehicle sniff & Assist, etc.)

Going into the 2017 year, Odin and I were only certified in Narcotics work (from October 2016). We were still busy working at getting certified in Patrol work, to include apprehension and obedience work. On July 24th 2018, Odin and I got certified in Patrol work through the Nation Police Canine Association (NPCA). On July 28th, Odin and I got certified through NPCA for narcotics (Marijuana, Methamphetamine, Heroin, and Cocaine).

Odin and I continue to train and work. Currently Odin is still a little shy around loud noises (including gun fire) so we are continuing to work on that for the upcoming training in September 2018, where we are going to be on a live range doing scenarios. We are going to start training with SOT more I believe to work with room clearing. Odin is improving still with his narcotics work, but still a long ways to go.

I train with Sgt. Thom most of the time, and this is helpful to know what I am doing right/wrong, and how to work on fixing it. Every day I working on obedience at home with him, working on staying when told, and staying when walking.

It was a good year for the team, and I hope to be able to work more traffic on the interstate in the upcoming year to work on getting some narcotics from stops.

Andrew Stoen / K9 Odin

Jamestown Police Department K9 Team

2017 SCHOOL PROGRAMS:

THE JUVENILE OFFICER OF THE JAMESTOWN POLICE DEPARTMENT GAVE 61 PRESENTATIONS TO SCHOOL AGE CHILDREN IN 2017. THE FOLLOWING PROGRAMS WERE INCLUDED IN THOSE PRESENTATIONS.

MEET A POLICE OFFICER: STUDENTS MEET A POLICE OFFICER AND LEARN ABOUT GOOD CITIZENSHIP, RESPONSIBILITY AND THE DUTIES OF POLICE OFFICERS.

BEWARE OF STRANGERS: INSTRUCTIONS TO STUDENTS ABOUT SAFETY WITH STRANGERS. TOPICS INCLUDE WHO A STRANGER IS, RIDES FROM STRANGERS AND GOOD AND BAD TOUCHES.

HALLOWEEN SAFETY: INSTRUCTIONS ON HALLOWEEN SAFETY RULES, TOPICS INCLUDE TRAFFIC SAFETY, COSTUMES, TREATS, STRANGER SAFETY AND HALLOWEEN COURTESY.

CRIME PREVENTION: PROGRAM DESIGNED TO TEACH CRIME PREVENTION, CRIME DETECTION AND CRIME REPORTING. TOPICS INCLUDE THE JOB OF A POLICE OFFICER, HOW TO DETECT, PREVENT AND REPORT CRIMES.

BIKE SAFETY: PROGRAM DESIGNED TO TEACH SAFE BIKE RIDING. TOPICS INCLUDE BIKE TRAFFIC SAFETY RULES, ACCIDENT PREVENTION, LOCKING AND LICENSING BIKES.

HOME ALONE SAFETY: REVIEWS THE SAFETY SKILLS CHILDREN NEED WHEN THEY ARE HOME ALONE. TOPICS INCLUDE CRIME PREVENTION, FIRE PREVENTION, FIRST AID AND THE USE OF EMERGENCY PHONE NUMBER 911.

CRIME PREVENTION TRADING CARD PROGRAM: THE DEPARTMENT CONTINUES ITS PARTICIPATION IN THIS WORTHWHILE CRIME PREVENTION PROGRAM. DURING THE BASEBALL SEASON, EACH OFFICER RECEIVES MINNESOTA TWINS CARDS TO HAND OUT TO THE YOUTH OF JAMESTOWN. THE PROGRAM CONTINUES TO DEVELOP POSITIVE CONTACT BETWEEN OUR OFFICERS AND THE YOUTH OF OUR CITY.

ARSON AWARENESS PROGRAM: AN INFORMATIVE LOOK AT THE DANGERS INVOLVED IN THE MISUSE OF LIGHTERS AND MATCHES. STUDENTS ARE REMINDED THAT MATCHES AND LIGHTERS ARE DANGEROUS TOOLS AND WHEN THEY ARE MISUSED, THEY CAN CAUSE INJURY, DEATH AND THE DESTRUCTION OF PROPERTY. STUDENTS ARE ADVISED TO RECEIVE PROPER INSTRUCTION ON HOW TO USE MATCHES AND LIGHTERS FROM AN ADULT. EXAMPLES OF THE MISUSE OF FIRE ARE GIVEN ALONG WITH SAFETY INFORMATION ON HOW TO PREVENT FIRES.

Officer Andrew Staska
School Resource Officer Report
2017

The year of 2017, was my second year as School Resource Officer for the Jamestown Police Department and Jamestown Public Schools. Being the School Resource Officer continues to be a positive challenge for me, as I continue to learn about the position, administration, school staff, students and parents. I have grown in the position and feel much more confident with myself and everything the position brings.

I continue to teach several different classes and programs at JPS to a wide variety of students. Those classes include: Meet a Police Officer (Kindergarten), Latch Key (4th Grade), Halloween Safety (1st Grade), Beware of Strangers (2nd Grade), D.A.R.E. (5th Grade), Seat Belt Safety (3rd Grade), Bike Safety (1st, 3rd and 5th Grade) and Summer Safety (Kindergarten). I believe each one of these classes is important for their respected grade levels and full of important information that each child should know and be aware of. Even if they don't remember everything, I try to present the information with excitement and energy.

It is a challenge at times for me to teach all these classes however, as I must schedule them around many different schedules. I frequently receive calls from other schools requesting my assistance while I'm on my way to or while I'm teaching a class. In these moments, I must determine where I'm needed the most and prioritize my services, just like a patrol officer would. It's difficult to miss a class, as many of them have been scheduled for weeks, but there are times where I must reschedule if possible.

In January, I began teaching D.A.R.E. in 5th Grade for the first time. Though I attended D.A.R.E. training in 2016, it had been over six months since I learned any of the material. I found the D.A.R.E. program to be challenging at times (learning material, learning how to run the class, getting to know the students and staff, etc.), but beneficial in a variety of ways. These students learned the importance of making healthy, responsible decisions in everyday situations. They're taught not only to avoid drugs and alcohol, but to evaluate every situation and those that are involved. In many classes, I had 45 minutes to teach my lesson. Though I'm grateful for the time, I know we could've used hours some weeks to simply answer questions and talk about everything involved in the lesson.

When we completed the 10-week D.A.R.E. program, I felt that it was important to recognize these students and reinforce positive behaviors. At each of the five elementary schools, we set up a graduation ceremony for all students to witness. At these graduations, I congratulated them on completing the program and reminded them on the importance of making healthy and responsible decisions. Each student was called to the front by name and received a D.A.R.E. t-shirt and graduation certificate. I feel that the ceremony recognized these students for their efforts, held them accountable in front of the other students and also gave the younger students something to look forward to in 5th Grade. I built some great relationships with these students and it's obvious when I visit them in the Middle School.

Other than teaching classes, I find myself assisting students, teachers, administration and parents. I assist parents at times when their having problems with their students, schools calling for help when a student is causing a disruption in or out of the classroom, fights, drug issues, social media issues, reports of bullying, etc. I also love the opportunities I get to walk the hallways with students between classes, randomly pop into classes to visit with students and teachers and spending time in the lunch room. Along with doing everything I can to keep the school safe, I do everything I can to be visible and build relationships.

Beyond the normal school day, I also attended a lot of the major sporting events and extracurricular activities. Though it is not a requirement for me to attend, I believe it's important to be there when I can. Not only do I hope to keep a safe and positive environment, but the students, their parents and community members get to see me outside of the normal school day. I become a familiar face to many and have a hard time going anywhere without someone recognizing me, even in regular street clothes.

Students, teachers and parents continue to ask me a variety of questions on a regular basis. Whether it's about a law, Police Procedures and why an Officer did what they did or why they saw three police cars down the street from their house the night before. I can't always give details and I may not always know the answer to their questions, but I'll do everything I can to find the answer or guide them in the right direction. As a School Resource Officer, I do everything I can to be just that, a resource.

Being a School Resource Officer is not just a 9-month job either. During the summer of 2017, I attended the inaugural North Dakota School Resource Officer Association Safety Conference. We had several nationally recognized speakers at the conference who either presented their organizations and services, their thoughts and ideas on how we can do our jobs better or sharing their stories to us as motivation to work hard and keep doing what we're doing as SRO's. This conference also provided us an opportunity to connect with SRO's across the state and build those relationships. Since that conference, I've connected and worked with several SRO's from across the state on issues in either my jurisdiction or theirs. We also have an ongoing email chain, providing us the ability to share information across North Dakota.

I got the opportunity to work with Robin Iszler at Central Valley Health in Jamestown during the spring and early summer. Robin had approached me in 2016 about creating a Kid's Safety Day with our Bike Rodeo. Working together on the details, we were able to turn the Bike Rodeo into one large safety event for all kids. In previous years, the Bike Rodeo was held at John Wilson Arena, but we felt we needed a larger venue and wanted to be more centrally located in town. I approached Pam Fosse at the Jamestown Civic Center about holding the event inside the Civic Center and she was more than happy to help.

I was also lucky to get Cash Wise, Coca-Cola and Pan-O-Gold to donate hot dogs, buns and juice to be given away to the kids for free. Cash Wise also donated two bicycles to match my donation (from the Pork Open) to be given away to kids who entered their name into a drawing. After the event, we randomly selected four names and I delivered the bicycles to them

personally. The excitement and pure joy these kids had when I delivered those bicycles was the best part of the entire event for myself.

Along with the bicycle course, we had emergency vehicles from the Police Department, Sheriff's Department, Highway Patrol, Jamestown Fire Department and the Jamestown Ambulance Service. We had Otter Tail Power Company, Game and Fish, Central Valley Health and many others, all providing safety tips and demonstrations. We gave out bicycle helmets and offered car seat checks for free. In the planning stages of this Kid's Safety event, I truly had no idea how many Kids would attend and hoped we'd get a couple hundred. When it was all said and done, we had over 500 kids come through, blowing out my expectations and raising the bar for 2018.

I also organized our annual PORK Open Golf Scramble, which was held at Hillcrest Golf Course in Jamestown. The PORK Open has been an important event for many years that provides funding for several programs. As mentioned earlier, D.A.R.E. students receive work books, pencils, shirts and certificates through the program. These items, along with many others (bicycles for Kid's Safety Day, badge stickers, pencils, frisbees, etc.) are purchased with the funds raised from the PORK Open. In 2017, we had 18 teams of four participate in the scramble and raised enough funds to once again continue these important programs. This event took months of planning and preparing and I'm grateful for all the help and donations we received from so many different businesses.

I truly believe the position of School Resource Officer is just as important as any other position within a Police Department or Public School. The position isn't just about making arrests and putting people in jail. It's about building relationships, bridging the gap between the community and Police, building trust, teaching important lessons to kids at an early age, protecting the children and members of our community, informing them and offering help any time possible. I have, no doubt, enjoyed my time as a School Resource Officer.

Below, I have attached a list of Calls for Service that I either initiated or responded to during the 2017 school year. I found myself spending most of my time at either the High School or Elementary Schools. The majority of my Calls for Service are under SRO Prevention/Education. This category is most common and usually used if I'm teaching a class or get called to a school for a student they need assistance with. If there's a crime committed, those Calls for Services change to a more appropriate title. I also attended a great majority of the home sporting events, mainly football, volleyball, basketball, hockey and wrestling. These Calls for Service can be found under SRO Sporting Events. Not every Call for Service is listed below individually, but I have listed a wide variety and most commonly used Calls for Services.

SRO Andrew Staska
Jamestown Police Department

School Related Calls For Service

2017

594 Total

January: 69

February: 65

March: 74

April: 52

May: 52

August: 11

September: 88

October: 72

November: 62

December: 49

Accidents: 7

Aided Cases: 7

Criminal Mischief: 7

Simple Assault: 3

Assist Other Agency: 13

Disorderly Conduct: 41

Drug Possession: 3

Drug Paraphernalia: 3

Information Reports: 16

Minor In Consumption: 1

Motorist Assist: 4

Prisoner Transport: 8

Public Relations: 22

Possession of Tobacco: 4

Runaway Juvenile: 4

Shoplifting: 1

SRO Prevention/Education: 335

Signs and Signals (Speed Signs): 6

SRO Sporting Events: 28

Suicide Threatened: 2

Theft of Bicycle: 3

Theft of Property: 4

Theft of Motor Vehicle: 1

Traffic Stops: 16

Unruly Juvenile: 37

Welfare Check: 24

911 No Response: 3

RECORDS
&
STATISTICS

RECORDS SECTION:

Reportable offenses (those that are reported to the FBI) were down just slightly in 2017. There were 1,423 report offenses in 2017, 1,443 offenses in 2016 and 1,124 in 2015. The following is a breakdown of the main group "A" offenses:

Assaults:
2017: 230 2016: 249 2015: 254

Sex Offenses:
2017: 38 2016: 30 2015: 25

Thefts / Fraud:
2017: 556 2016: 574 2015: 498

Drug Offenses:
2017: 285 2016: 222 2015: 337

The most noted changes are Harassing Phone Call/Letter/Electronic Communications are down in 2017 from 55 to 15 reportable offenses. Also down in 2017, the reportable offenses for Theft from Building went from 57 to 28. Shoplifting offenses have increased in 2017 from 59 in 2016 to 95 in 2017. The Jamestown Police Department had 61 reportable offenses categories in this section.

Adult arrests have increased in 2017 from 1,273 arrests in 2016 to 1,343 arrests in 2017. The following is a breakdown of the main group "A" offenses:

Assaults:
2017: 135 2016: 120 2015: 137

Sex Offenses:
2017: 13 2016: 9 2015: 13

Thefts / Fraud:
2017: 208 2016: 127 2015: 107

Drug Offenses:
2017: 283 2016: 232 2015: 345

The most noted changes are Driving under the Influence arrests are down in 2017 from 106 in 2016 to 63 arrests in 2017, Unlawful Possession of an Alcoholic Beverage arrests are also down in 2017 from 67 in 2016 to 34 in 2017. Possession of Marijuana arrests are up in 2017 from 46 arrests in 2016 to 72 arrests in 2017, Shoplifting adult arrests have also increased in 2017 from 39 arrests in 2016 to 61 arrests in 2017. Contempt of court arrests increased significantly in 2017 from 257 arrests in 2016 to 227 arrests in 2017. Other individual arrest categories were very comparable to the number received in 2016.

Juvenile referrals have increased in 2017 from 233 referrals in 2016 to 266 referrals in 2017. The following is a breakdown of the main group "A" offenses:

Assaults:
2017: 14 2016: 15 2015: 23

Sex Offenses:
2017: 5 2016: 2 2015: 8

Thefts / Fraud:
2017: 28 2016: 33 2015: 30

Drug Offenses:
2017: 28 2016: 17 2015: 17

The most noted changes were the increases in referrals for Criminal Conspiracy (1 in 2016, 13 in 2017), Possession of Drug Paraphernalia (9 in 2016, 16 in 2017) and Possession of Tobacco (13 in 2016, 21 in 2017). Referrals for Unruly Juvenile went from 51 in 2016 down to 40 in 2017.

CALLS FOR SERVICE:

ACTIVITY	2015	2016	2017
Abandoned Vehicle	7	1	6
Accident - Bicycle	1	0	0
Accident - Pedestrian	1	2	1
Accident - Hit & Run	127	127	122
Accident - Injury.	80	59	44
Accident - Other .	0	2	0
Accident - Property	506	511	487
Aided Cases	466	477	578
Animal Bites	28	22	18
Animal Call	461	374	427
Animal Found	308	342	296
Animal Lost	197	239	183
Arson	1	0	1
Assault on a Police Officer	2	4	5
Assault - Aggravated	26	31	25
Assault - Simple .	81	70	62
Assist Ambulance Call	181	196	183
Assist Fire Call	78	64	55
Assist Other Agency	342	347	396
Assist SART	2	1	0
Assist with Shelter	N/A	15	47
AWOL NDSH	6	10	6
Bar Checks	45	71	42
Bar Open After Hours	0	2	0
Bond Orders	1	1	9
Burglar Alarm Call	194	238	211
Burglary	74	90	70
Business Check	0	0	10
Carrying Concealed Weapon	7	4	6
Cattle Call	5	1	0
Chaplain Services	1	0	0
Child Abuse/Neglect	57	54	41
Civil Matters	201	209	259
Civil Process	0	2	1
Civil Standby	129	122	116
Contempt of Court	49	85	56
Contribute to Delinquency	0	3	0
Controlled Burn	0	2	2
Court Security	34	36	5
Credit Card Fraud	11	18	23
Criminal Attempt	4	9	13
Criminal Mischief / Vandalism	152	170	151
Cruelty to Animal	23	25	12
Curfew Violation	2	6	5
Custodial/Visitation	33	38	38
DUI	91	82	68
Damaged Property	17	13	8
Deliver Liquor to Minor	3	0	1
Detox	2	1	1
Direct Traffic	26	14	11
Discharging Firearm	7	6	4
Discharging Fireworks	35	41	44

Disorderly Conduct	399	430	401
Disseminating Obscene Materials	2	0	3
Disturbance Calls	231	239	219
Domestic	253	311	312
Domestic Assault	127	118	112
Doors & Windows Found Open	14	9	20
Drug - Deliver/Sell	5	2	4
Drug – Manufacture	0	1	0
Drug - Paraphernalia	128	101	99
Drug - Possession	76	54	88
Drunkenness	134	134	92
Dumping Garbage	6	2	4
Election Offenses	0	0	0
Embezzlement	7	12	6
Emergency Message	12	1	10
Escape from Custody	1	1	0
Escort	319	109	124
Exercise	0	1	2
Extortion	0	2	1
Extra Patrol	132	110	170
False Info to Law Enforcement	0	5	10
Felonious Restraint	1	1	0
Fingerprinting	408	363	187
Foot Patrol	18	18	89
Forgery/Counterfeiting	30	18	27
Found Property	114	121	145
Gas Drive Off	10	16	15
Gross Sexual Imposition	14	13	22
Harassing Phone Call	145	88	45
Harboring Runaway	0	0	1
Hazardous Materials	2	1	2
Health & Safety	39	45	45
Hinder Law Enforcement	0	1	0
Horse Call	2	2	0
Identity Theft	14	6	15
Illegal Alien	1	2	1
Impersonating a Police Officer	1	1	0
Impounds	1	1	1
Indecent Exposure	0	1	0
Information Reports	250	394	552
Ing/Inh of Controlled Substance	1	0	2
Interception of Mail	0	1	2
Junk Ordinance Violation	93	82	155
K-9 Activity	7	5	41
Lifeline	1	0	5
Loaded Firearm in Vehicle	1	0	2
Local Ordinance Violation	53	41	78
Lost Property	77	80	73
Menacing	1	1	0
Mental Case	166	190	159
Mental Health Escort	179	190	229
Minor Consumption	12	14	27
Minor in Liquor Establishment	5	0	1
Minor in Possession	2	2	1
Misrepresentation of Age	1	0	2
Missing Person	25	25	7

Motorist Assist	107	163	151
Moving Violation	339	281	304
No Account	0	0	1
Non-Moving Violation	673	935	642
NSF Checks	4	2	2
Off Duty Policing	41	34	25
Open Container in Motor Vehicle	0	2	0
Parole Violation	1	0	0
Peeping Tom	2	1	1
Personal Assist	82	84	83
Possession of Child Pornography	2	4	3
Possession of Firearm by Felon	1	1	2
Possession of Short Barrel Weapon	1	0	0
Possession of Stolen Property	2	1	3
Possession of Tobacco	14	10	10
Prisoner Transport	46	35	33
Private Impounds	22	10	13
Probation Violation	1	6	4
Public Information Class	5	38	2
Public Relations	128	182	235
Reckless Endangerment	1	2	0
Recovered Bicycle	36	49	68
Recovered Property	26	20	12
Residence Check.	3	0	3
Resisting Arrest	1	0	2
Road Closing	18	10	4
Robbery	2	1	3
Runaway	21	33	25
School Bus Warning Violation	8	0	9
Search Warrant	20	23	32
Security Alarm	19	5	0
Security Checks	11	0	17
Severe Weather	1	0	0
Sex Offender Registration	801	779	1013
Sex Offender Violation	3	7	3
Sexual Assault	8	9	7
Shoplifting	53	56	94
Signs & Signals	38	30	37
Solicitation of Minor	6	5	3
Special Assignment	46	34	22
Special Operations Team	2	11	6
SRO Prevention/Education	168	149	329
SRO Sporting Events	9	18	28
Stalking	0	0	3
Subpoena Service Attempt	298	302	415
Suicide Attempt	21	27	12
Suicide Completed	0	0	4
Suicide Threatened	77	67	79
Summons	0	2	0
Suspected Narcotics	119	106	149
Suspicious Person/Activity	876	927	1312
Swindle/Fraud	20	21	22
Take Custody Runaway	2	4	1
Telephone/Mail Solicitation	0	1	0
Terrorizing	8	13	20
Theft <$50 No Report	1	3	2

Theft By Deception	6	8	18
Theft From Building	36	49	30
Theft From Motor Vehicle	53	61	47
Theft of Bicycle	19	27	27
Theft of Motor Vehicle	24	23	21
Theft of Property	139	153	135
Theft of Services.	13	12	11
Theft Vehicle Parts	5	5	0
Threatening Phone Calls	15	22	10
Tobacco Violation	1	2	3
Traffic Hazard	116	114	77
Traffic Stops	2533	2413	2448
Transient Merchant Complaint	4	7	0
Trespassing	61	46	69
Unattended Death	23	23	28
Unauthorized Use Motor Vehicle	7	9	9
Unlawful Entry	11	18	10
Unlawful Possession Alcohol	44	57	26
Unruly Juvenile	114	146	130
Urinate in Public.	13	9	10
Utility Call	24	16	14
Vandalism <$50 No IR	4	0	0
Vandalism >$50	0	1	1
Vehicle Repossession	15	14	9
Violation Disorderly /Restraining Order	20	17	28
Violation Protection Order	20	14	34
Warrant Arrest	396	443	574
Weapons Violation	3	2	2
Welfare Check	402	420	454
Welfare Fraud	N/A	1	0
Yellow Sheet	7	9	5
911 Harassing Phone Calls	N/A	N/A	1
911 No Response Calls	220	219	194
TOTAL CALLS FOR SERVICE	**16,178**	**16,465**	**17,432**

NDSH Commitments	253	259	301

REPORTABLE OFFENSES (3 YEAR COMPARISON):

	2015:	2016:	2017:
Acquire Controlled Substance by Deception	0	1	0
Arson	1	0	2
Assault, On a Police Officer	3	2	3
Assault, Simple	78	72	71
Assault, Domestic	120	112	109
Assault, Aggravated	40	48	33
Assault, Willful	0	0	1
Breaking into Vehicle	12	21	8
Burglary	78	100	79
Carrying a Concealed Weapon	9	10	12
Child Neglect / Abuse	12	13	10
Contact by Bodily Fluids	1	2	2
Contribute to Deprivation / Delinquency of Minor	0	2	0
Corruption of Minor	0	1	4
Criminal Coercion	0	2	1
Criminal Mischief	191	205	192
Criminal Trespassing	21	8	15
Dealing in Stolen Property	0	2	0
Discharging Firearm in City Limits	6	6	7
Disseminating Obscene Material	2	1	4
Embezzlement	10	13	8
Endangerment by Fire	1	0	0
Extortion	1	1	1
Felon in Possession of Firearm	0	0	1
Felonious Restraint	1	5	0
Forgery / Counterfeiting	28	19	30
Fraudulent Practices in Urine Testing	3	0	0
Gross Sexual Imposition	12	15	23
Harassing Phone Call/Letter/Elec Comm	N/A	55	15
Illegal Use of Credit Card.	11	26	29
Impersonating Police Officer	0	1	0
Ingesting a Controlled Substance	10	3	2
Inhalation of Vapors	0	0	2
Loaded Firearm in Motor Vehicle	1	0	3
Menacing	1	1	2
Murder.	0	0	1
Pocket Picking	1	0	0
Possess Controlled Substance by Detainee	3	6	0
Possession of Amphetamine	0	1	0
Possession of Cntrft Sched I,II,III Non-Narc	1	1	0
Possession of Opium or Derivative	3	0	0
Possession of Paraphernalia	161	126	150
Possession of Cocaine	1	1	1
Possession of Firearm-Felon	3	2	0
Possession of Hallucinogen	4	0	0
Possession of Heroin	1	0	0
Possession of Imitations-use	0	1	0
Possession of Marijuana	91	53	81
Possession of Marijuana with Intent to Deliver	5	1	3
Possession of Methamphetamine	33	18	26
Possession of Meth with Intent to Deliver	0	0	4
Possession of Synthetic Narcotics	2	0	0

Possession of Scheduled Drugs	22	10	16
Possession of Stolen Property	1	1	3
Possession of Stolen Vehicle	2	1	0
Possession of Obscene Materials	3	4	3
Possession of Weapon Prohibited	0	1	3
Possession of Short Barrel Weapon	1	0	0
Promoting a Sexual Performance by Minor	1	0	0
Purse Snatching	0	0	1
Reckless Endangerment	0	3	1
Robbery	3	1	3
Sexual Assault	8	9	8
Shoplifting	56	59	95
Stalking	0	0	3
Suicides - Attempted or Completed	21	26	17
Swindle / Fraud	2	2	1
Terrorizing	10	16	25
Theft by Deception	8	8	19
Theft from Building	59	57	28
Theft from Motor Vehicle	50	58	50
Theft of Bicycle	21	24	26
Theft of Motorcycle	0	1	1
Theft of Motor Vehicle	19	21	19
Theft of Property	87	124	106
Theft of Services.	12	11	8
Theft of Vehicle Parts	7	5	1
Threatening Phone Call / Letter	14	21	10
Threatening Public Servant	1	0	0
Unauthorized Use of Personal Info.	15	8	19
Unauthorized Use of Motor Vehicle	8	9	12
Unlawful Imprisonment	1	0	0
Wire Fraud	10	6	10
TOTALS	**1,124**	**1,443**	**1,423**

ADULT CRIMINAL ARRESTS (3 YEAR COMPARISON):

	2015:	2016:	2017:
Acquire Controlled Sub by Deception	0	1	0
Aid Criminal Offense, Felony	0	0	1
All Local Ordinance Violations	8	12	9
Allow Animal to Run At Large	12	13	10
Amphetamine – Possession	0	1	0
Arson	0	0	1
Assault, Aggravated	24	20	24
Assault, Domestic	82	70	76
Assault on Peace Officer or Guard	3	2	3
Assault, Simple	21	18	25
Attempt to Commit Felony	6	4	1
Barbiturate – Delivery	1	0	0
Breaking into Vehicle	4	2	6
Burglary	24	8	22
Carrying a Concealed Weapon	8	9	7
Child Neglect & Abuse	6	7	5
Cocaine - Possession	1	0	1
Consumption of Alcohol by Minor.	26	43	54
Contact by Bodily Fluids	1	3	2
Contempt of Court	166	257	227
Contribute to Deprivation / Delinquency of Minor	1	4	1
Corruption of Minor	4	0	3
Cntrt Sched I,II,III Non-Narc	1	1	0
Criminal Conspiracy	2	23	13
Criminal Mischief	37	28	31
Criminal Trespassing	26	13	22
Deceptive Writings	0	0	1
Deliver Liquor to Minor	0	0	2
Discharging Firearm in City	2	4	3
Disobedience to Court Order	0	1	0
Disorderly Conduct	40	44	42
Drove While Under Influence of Alcohol	111	95	58
Drove While Under Influence of Alcohol - APC	9	11	5
Drug Paraphernalia – Manufacture.	0	0	1
Drug Paraphernalia - Possession	178	135	148
Embezzlement	1	1	1
Endangerment of Child/Vulnerable Adult	0	2	1
Escape	1	0	1
Fail to Inoculate Animal	1	4	4
Fail to License Animal	17	8	6
Fail to Obtain Kennel Permit	1	0	0
Failure to Appear	0	2	0
Failure to Halt - Foot	11	13	8
False Information to Law Enforcement	5	8	25
Felon in Possession of Firearm	0	0	2
Felonious Restraint	0	3	1
Fleeing a Police Officer	0	2	0
Forgery / Counterfeiting	2	7	14
Fornication in Public - adult	0	4	0
Fraudulent Practice in Urine Testing	2	0	0
Gross Sexual Imposition	7	4	6
Hallucinogen – Possession	5	0	1

Harassing Phone Calls	2	4	4
Harassment of 911 Emergency	1	0	0
Harboring a Runaway Minor	0	2	1
Heroin – Possession	1	0	0
Hinder Law Enforcement Arrest	3	4	7
Illegal Discharge of Fireworks	0	1	0
Incest	0	0	1
Ingesting a Controlled Substance	6	5	11
Inhalation of Vapors-Volatile Chemicals	0	0	2
Interfere with Emergency Phone Call	2	3	3
Keep A Barking Dog	1	0	0
Keep A Vicious Dog	1	0	0
License Required	1	0	0
Loaded Firearm in Vehicle	1	0	3
Luring Minor by Electronic Means	0	0	1
Marijuana - Possession	60	46	72
Marijuana - Possession w/Intent to Deliver	5	1	2
Marijuana - Possession - Operator of M/V	21	0	1
Methamphetamine - Delivery	5	0	5
Methamphetamine - Possession	33	18	25
Minor in Liquor Establishment	2	0	0
Minor in Possession of Alcohol	5	10	3
Misapplication of Entrusted Property	0	0	1
Misrepresentation of Age - Alcohol	1	0	3
Obstruction of Govt Function	1	0	1
Open Container in Motor Vehicle	18	17	18
Opium or Derivative - Possession	1	0	0
Possess Controlled Substance by Detainee	2	6	0
Possession Obscene Materials Prohibited	2	0	1
Possession of Firearm – Felon	3	2	0
Possession of Short Barrel Weapon	1	0	0
Possession of Stolen Property	1	2	1
Possession of Stolen Vehicle	0	1	0
Possession of Tobacco	0	1	0
Possession of Weapon Prohibited	0	1	2
Preventing Arrest	9	8	11
Reckless Endangerment	1	8	4
Robbery	1	0	0
Scheduled Drugs - Possession	24	18	14
Sex Offender Fail to Register	2	5	4
Sexual Assault of Adult	0	1	1
Shoplifting	30	39	61
Synthetic Narcotics - Possession	1	0	0
Tampering with Evidence.	0	1	0
Tampering with Witness	0	0	1
Terrorizing	7	16	20
Theft by Deception	2	0	0
Theft from Building	4	2	2
Theft of Bicycles	1	1	0
Theft of Motor Vehicle	0	6	2
Theft of Property	33	50	76
Theft of Services.	5	4	11
Unauthorized Use of Motor Vehicle	3	5	5
Unauthorized Use of Personal ID Info	1	4	7
Unlawful Possession of Alcohol	51	67	34
Urinating in Public	10	10	8

Viol Ndcc 53-06.1-01 to 16	1	0	0
Viol Disorderly Conduct Restrain Order	0	5	14
Viol of Order Prohibiting Contact	0	0	9
Violation of Protection Order	24	12	17
TOTAL	**1,247**	**1,273**	**1,343**

JUVENILE REFERRALS (3 YEAR COMPARISON):

	2015:	2016:	2017:
All Local Ordinance Violations	0	0	5
Allow Animal to Run at Large	0	1	0
Assault, Aggravated	1	3	2
Assault, Domestic	6	5	5
Assault, Simple	15	6	7
Breaking into Vehicle	1	5	4
Burglary	8	0	2
Carrying a Concealed Weapon	1	0	3
Consumption of Alcohol by Minor.	4	14	19
Criminal Conspiracy	0	1	13
Criminal Mischief	10	10	12
Criminal Trespassing	3	1	3
Cruelty to Animals	0	0	1
Curfew Violation	6	9	8
Discharging Firearm in City Limits	0	2	4
Disorderly Conduct	22	32	34
Disseminating Obscene Materials	0	0	2
Drove While Under Influence of Alcohol	0	0	1
Drug Paraphernalia - Possession	9	9	16
Embezzlement	0	0	1
Failure to Halt – Foot	0	0	1
False Information to Law Enforcement	1	0	2
Forgery/Counterfeiting	0	0	2
Fraudulent Practice in Urine Testing	1	0	0
Gross Sexual Imposition	5	1	2
Harassing Phone Call/Letter/Elec Comm	N/A	1	1
Imitation – Use, Possession	0	1	0
Inhalation of Vapors – Volatile Chemicals	0	0	1
Ingesting a Controlled Substance	5	2	1
Marijuana - Possession	2	5	9
Marijuana - Possession - Operator of M/V	1	0	0
Methamphetamine – Possession	0	0	1
Minor in Liquor Establishment	1	0	0
Minor in Possession of Alcohol	2	6	1
Possession of Obscene Material Prohibited	0	1	0
Possession of Stolen Property	2	0	0
Possession of Tobacco	17	13	21
Preventing Arrest	0	0	1
Runaway	15	25	18
Sexual Assault of Minor	3	0	1
Shoplifting	5	13	4
Terrorizing	1	1	3
Theft from Building	3	4	3
Theft from Motor Vehicle	0	1	0
Theft of Bicycles	1	2	0
Theft of Automobile	1	2	0
Theft of Property	9	3	6
Theft of Services.	0	0	5
Threatening Phone Call/Letter	1	0	1
Unauthorized Use of Motor Vehicle	1	3	0
Unauthorized Use of Personal ID Info	1	0	1
Unruly Juvenile	42	51	40

Violation of Protection Order	1	0	0
TOTAL	**207**	**233**	**266**

DUI ARRESTS BY AGE AND SEX FOR 2017:

AGE:	MALE:	FEMALE:
15	0	0
16	0	0
17	1	0
18	0	1
19	1	0
20	2	1
21	3	0
22	4	0
23	0	0
24	2	0
25-29	7	2
30-34	4	1
35-39	8	1
40-44	5	1
45-49	3	0
50-54	5	4
55-59	1	0
60 & Over	3	4
TOTALS:	**49**	**15**

Adults:	**63**
Juveniles:	**1**
TOTAL:	**64**

DUI ARRESTS BY AGE AND SEX FOR 2015:

Adults:	**106**	**Male:**	**78**
Juveniles:	**0**	**Female:**	**28**
TOTAL:	**106**		

DUI ARRESTS BY AGE AND SEX FOR 2015:

Adults:	**120**	**Male:**	**95**
Juveniles:	**0**	**Female:**	**25**
TOTAL:	**120**		

DUI Arrests by Sex

2017

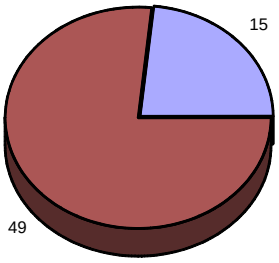

Females (15)
Males (49)

DUI Arrests by Age

2017

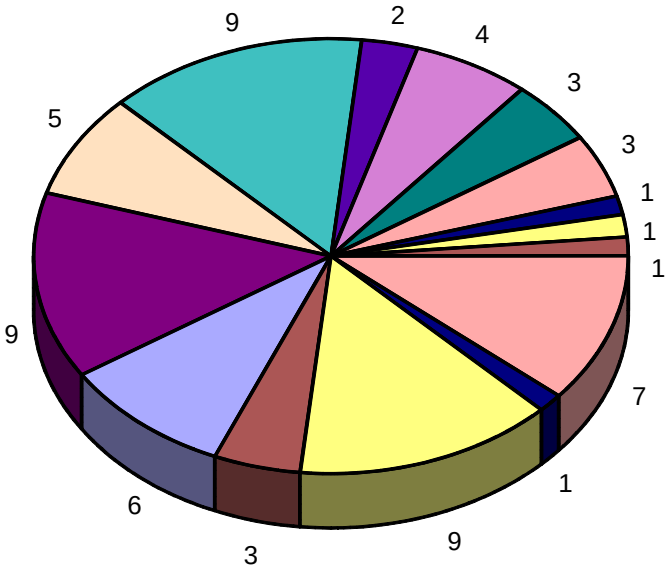

15-16 Years old (0)
17 Years old (1)
18 Years old (1)
19 Years old (1)
20 Years old (3)
21 Years old (3)
22 Years old (4)
23 Years old (0)
24 Years old (2)
25-29 Years old (9)
30-34 Years old (5)
35-39 Years old (9)
40-44 Years old (6)
45-49 Years old (3)
50-54 Years old (9)
55-59 Years old (1)
60 Years & Over (7)

SHOPLIFTING ARRESTS BY AGE AND SEX FOR 2017:

AGE:	MALE:	FEMALE:
10 & Under	0	0
11-12	0	0
13-14	3	0
15	0	0
16	0	0
17	0	0
18	1	1
19	0	1
20	3	0
21	0	0
22	3	0
23	2	0
24	4	0
25-29	8	5
30-34	4	8
35-39	2	3
40-44	4	3
45-49	1	2
50-54	2	1
55-59	0	0
60 & Over	2	1
TOTALS:	**39**	**25**

Adults: **61**
Juveniles: **3**
TOTAL: **64**

SHOPLIFTING ARRESTS BY AGE AND SEX FOR 2016:

Adults: **39** **Male:** **24**
Juveniles: **13** **Female:** **28**
TOTAL: **52**

SHOPLIFTING ARRESTS BY AGE AND SEX FOR 2015:

Adults: **30** **Male:** **14**
Juveniles: **5** **Female :** **21**
TOTAL: **35**

Shoplifting Arrests by Sex

2017

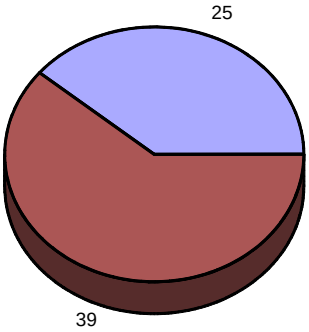

Females (25)

Males (39)

Shoplifting Arrests by Age

2017

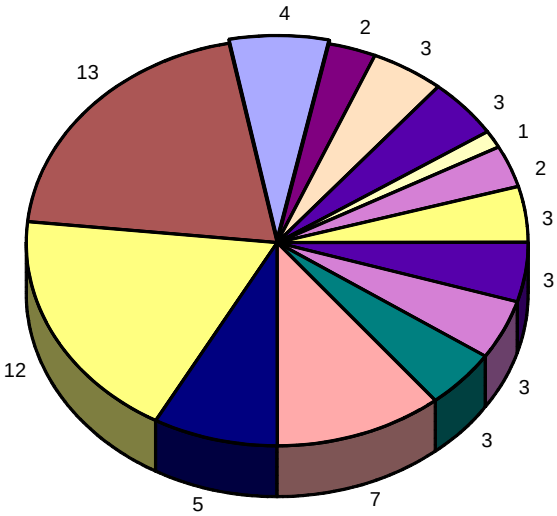

- Up to 10 Years Old (0)
- 11-12 Years old (0)
- 13-14 Years old (3)
- 15 Years old (0)
- 16 Years old (0)
- 17 Years old (0)
- 18 Years old (2)
- 19 Years old (1)
- 20 Years old (3)
- 21 Years old (0)
- 22 Years old (3)
- 23 Years old (2)
- 24 Years old (4)
- 25-29 Years old (13)
- 30-34 Years old (12)
- 35-39 Years old (5)
- 40-44 Years old (7)
- 45-49 Years old (3)
- 50-54 Years old (3)
- 55-59 Years old (0)
- 60 Years & Over (3)

TRAFFIC CITATIONS ISSUED (3 YEAR COMPARISON):

	2015:	2016:	2017:
Allow Passenger to Ride w/o M/c Helmet	1	1	0
Back Vehicle Within Business District	1	0	0
Care Required	90	73	87
Careless Driving	8	3	4
Change Lanes Without Regard for Other Traffic	6	8	4
Discharge Fireworks at a Per, Anm or Veh	0	0	1
Disobey Flashing Red Signal	2	3	1
Disobey Prohibited Left Turn Signal	5	4	4
Disobey Red Turn Signal/Right Turn	0	0	1
Disobey Steady Red Signal	35	35	24
Disobey Stop Sign	74	61	45
Disobey Traffic Control Device	5	5	4
Disobey Traffic Markings.	1	0	1
Disobey Turning Markers or Signs.	1	0	0
Disobey Yield Sign	14	11	14
Display Cancelled Operator’s License	1	3	0
Display Registration Plate Knowing it is Fictitious	6	8	2
Drag Racing	0	0	1
Drive Over Fire Hose	1	0	0
Drove in Violation of Instructional Permit	11	7	11
Drove in Violation of Restrictions..	27	42	38
Drove on Left Half of Roadway	2	3	0
Drove on Private Property as Short Cut	0	0	1
Drove on Private Prop. to Avoid Traffic Control Device	1	1	0
Drove on Sidewalk	1	2	0
Drove on Street Not Designated Truck Route	2	0	1
Drove Over Divided Space/section.	1	0	0
Drove Under Influence of Drugs	1	1	0
Drove Under Influence of Intoxicating Liquor & Drugs	1	0	1
Drove Under Influence Alcohol Accompanied by Minor	0	1	1
Drove Under Influence of Intoxicating Liquor	113	100	63
Drove Vehicle Making Excessive Noise	0	0	1
Drove Vehicle Other Than Permitted Class of License	2	4	3
Drove Vehicle Which was in Unsafe Condition	1	0	1
Drove Vehicle with Defective Brakes	0	1	1
Drove Vehicle with Frost on Window	5	3	3
Drove Vehicle with Material Alters Light in Window	2	2	6
Drove While License is Suspended or Revoked	165	200	171
Drove While View Obstructed	0	1	1
Drove With Defective Muffler	0	0	2
Drove Without Headlights when Required	5	4	1
Drove Without Liability Insurance on Motor Vehicle	441	467	382
Drove Without Valid Operator’s License	59	34	34
DUI/Actual Physical Control	4	3	1
DUI/APC Alcohol & Controlled Substance	0	2	0
Engage in Speed Competition	2	2	0
Exceed Safe Speed	13	9	8
Exceed Speed Limit - Construction Zone	0	1	1
Exceed Posted State Speed Limit	1	38	57
Exhibition Driving	11	11	12
Fail to Carry Registration Card in Vehicle	1	0	2
Fail to Change Lane for Emergency Vehicle	1	0	0

Fail to Comply with Parking Notice	18		27	26
Fail to Display Current Registration Tabs	15		15	66
Fail to Display Front License Plate.	4		2	11
Fail to Drive in Single Lane	0		5	4
Fail to Dr on Right of Roadway	0		0	2
Fail to Exercise Caution While Backing	46		34	43
Fail to Give Immediate Notice of Accident	14		13	15
Fail to Give Required Information..	3		0	1
Fail to Have Child in Child Restraint System	24		13	18
Fail to Have Operators License in Possession	2		2	2
Fail to Maintain Control of MV While Dis	0		0	2
Fail to Notify Owner of Damaged Property	4		5	2
Fail to Signal Left Turn	2		2	1
Fail to Signal Right Turn..	2		3	1
Fail to Signal When Changing Lanes	0		3	0
Fail to Slow for Yield Sign	0		1	1
Fail to Stop and Remain at Scene of Accident	16		9	9
Fail to Stop for Railroad Crossing Signal	2		1	1
Fail to Transfer Title of Vehicle	6		0	11
Fail to Use Safety Seat Belt	266		191	227
Fail to Yield After Stopping	44		20	23
Fail to Yield at Intersection	16		13	11
Fail to Yield to Emerg Vehicle	0		1	0
Fail to Yield Entering Street From Private Driveway	1		0	3
Fail to Yield Making Left Turn	14		9	11
Fail to Yield to Pedestrian in Crosswalk	7		2	1
Fail to Yield Right of Way to Pedestrian	1		0	0
Fail to Yield Right of Way to Vehicles on Roadway	3		2	3
Fail to Yield When Backing	6		5	8
Fail Use Caution After Stop	0		0	1
Flee or Attempt to Elude a Police Officer	4		6	4
Follow Another Vehicle Too Closely	28		29	18
Front Seat Pass or Driver not Belted	1		0	1
Improper Left Turn	2		2	1
Improper Left Turn, Wrong Lane	1		2	0
Improper Right Turn from Wrong Lane	2		3	1
Improper Right Turn Turning Too Wide	7		4	1
Leave Scene of Accident Involving Injury/Death	1		2	0
Leave Scene of Accident Involving Unattended Vehicle	6		8	12
Leave Scene of Accident with Fixed Object	0		1	0
Leave Vehicle Stand Without Setting Brake	1		0	0
Leave Vehicle Stand Without Stopping Engine	1		1	0
Left Turn Movement When Unsafe	2		6	5
No Tail Lamps as Required	2		2	2
Open Receptacle in Motor Vehicle.	21		22	20
Operate Vehicle That Cannot Be Registered	2		1	1
Operate Vehicle That Has Not Been Registered	207		165	173
Operate Vehicle with Plates not Assigned	0		2	1
Operate Vehicle with one Headlamp	0		4	0
Overtook School Bus When Red Lights Flashing	5		0	5
Overtook Vehicle on Right When Unsafe	0		1	2
O/T Vehicle on Right, Dr off Main Roadway	1		1	0
Park on Roadway Creating Obstruction	1		1	1
Permit Operation of Vehicle W/t Liability Insurance	3		4	5
Permit Unauthorized Person to Operate Vehicle	1		1	0
Permit Vehicle to be Operated Not Registered	0		0	1
Reckless Driving	7		6	9
Serious Bodily Injury	0		1	0
Speeding	363		231	248
Speeding in School Zone..	34		22	45
Throw / Deposit Rubbish on Street	0		4	1

Turn Around When Unsafe	0	2	1
Unsafe Movement From Parked Position	2	0	0
Use of Electronic Comm Device By Minor Prohibited	1	0	1
Use of Exhaust Brake	0	1	0
Used Wireless Device to Compose/Read/Send	10	20	20
TOTAL	**2357**	**2123**	**2079**
Traffic Stops by Officers	2533	2413	2448
“0" Tolerance Alcohol (.02 - .07) Violations	2	1	3

TRAFFIC ACTIVITIES: (continued)

EQUIPMENT & TRAFFIC WARNINGS ISSUED:

2015	1676
2016	1534
2017	1497

PARKING TICKETS ISSUED:

2015	354
2016	596
2017	269

TRAFFIC ACCIDENTS INVESTIGATED:

2015	712
2016	701
2017	654

TRAFFIC ACCIDENTS -	2017
Reportable & Non Reportable:	**641**

DUI	12
Fatalities	0
Injury Accidents	82
Bicycle Accidents	0
Pedestrian Accidents	4
Property Damage	487
Hit & Run	122
Other	0
TOTAL REPORTABLE	623
TOTAL NON-REPORTABLE	18

VEHICLE IMPOUNDS:

2015	73
2016	54
2017	74

TOTAL PARKING TICKET FEES TURNED OVER TO CITY - 2017

Fines Collected	$2,695.00
Penalties Collected	$ 590.00
Total Collected	$3,285.00

JAMESTOWN MUNICIPAL COURT MONIES TURNED OVER TO CITY - 2017: $170,612.52 .

Traffic Activities

2017

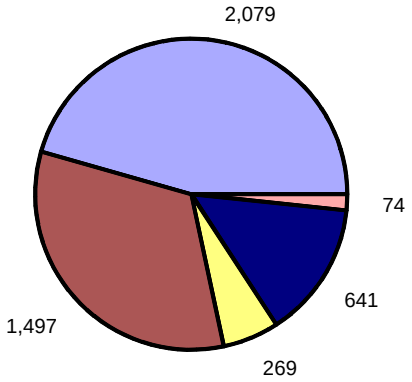

- Citations Issued (2,079)
- Equipment & Traffic Warnings Issued (1,497)
- Parking Tickets Issued (269)
- Traffic Accidents (641)
- Vehicles Impounded (74)

Accident Statistics 2017

Number of accidents per month:

January	83	July	43
February	46	August	46
March	41	September	54
April	45	October	44
May	45	November	38
June	51	December	87

Total: 623

Number of DUI related accidents per month:

January	0	July	1
February	2	August	1
March	3	September	1
April	2	October	1
May	1	November	0
June	0	December	0

Total: 12

Number of people under the age of 20 involved in accidents per month:

January	11	July	10
February	5	August	6
March	6	September	7
April	8	October	11
May	14	November	8
June	10	December	20

Total: 116

Number of Females involved in accidents per month:

January	64	July	35
February	22	August	38
March	31	September	36
April	26	October	26
May	27	November	34
June	37	December	53

Total: 429

Number of Males involved in accidents per month:

January	59	July	32
February	34	August	26
March	19	September	48
April	28	October	36
May	37	November	31
June	39	December	90

Total: 479

Number of injuries per month:

January	12	July	9
February	3	August	6
March	6	September	9
April	6	October	5
May	6	November	3
June	8	December	9

Total: 82

Number of motorcycles involved in accidents:

Total: 4

Number of fatalities:

Total: 0

Number of bicycles involved in accidents:

Total: 0

Number of pedestrians involved in accidents:

Total: 4

Number of Non-Reportable accidents per month:

January	3	July	2
February	1	August	0
March	1	September	2
April	2	October	1
May	1	November	2
June	2	December	1

Total: 18

JAMESTOWN POLICE DEPARTMENT
SPECIAL OPERATIONS TEAM

STUTSMAN COUNTY
DRUG TASK FORCE

JAMESTOWN POLICE DEPARTMENT
ANIMAL CONTROL

PORK OPEN GOLF SCRAMBLE

James-Valley Special Operations Team

End of the Year report for 2017

The James-Valley Special Operations Team (J-V S.O.T.) continues to be a multi-agency combined Special Operations Team comprised of team members and resources from the Jamestown Police Department, Stutsman County Sheriff's Office, Valley City Police Department, and the Barnes County Sheriff's Office. The James-Valley Special Operations Team saw a couple of changes in personnel during 2017 from two of the participating agencies which provide team members to the team.

The Stutsman County Sheriff's Office did see a change in personnel. Deputy Brian Wilkerson resigned his position as Deputy Sheriff and is no longer a member of the J-V S.O.T. The Stutsman County Sheriff's Office currently have 4 deputies assigned to the Special Operations Team, along with 7 negotiators who are trained through the James River Correctional Center and are deputized when deployed and utilized for Crisis Negotiations by the James-Valley Special Operations Team.

The Valley City Police Department did not have any changes in personnel and still have 2 officers assigned to the James-Valley Special Operations Team.

The Barnes County Sheriff's Office did have a change in personnel assigned to the team. Deputy Jed Reile decided to step down from being a member of the J-V S.O.T. Barnes County currently has 1 deputy assigned to the James-Valley Special Operations Team.

The Jamestown Police Department currently has 6 sworn officers and 1 civilian secretary assigned to the Special Operations Team. The entire team is currently comprised of 13 tactical operators who specialize in the following areas: command, entry, sniper, chemical munitions / less-lethal munitions, and 7 negotiators when utilizing the deputized Crisis Negotiation Team members from J.R.C.C, and a team secretary. The Jamestown Police Department also has pending applications for appointments to the Special Operations Team to help fill the vacancies, depending on availability and funding of additional equipment for the applicant.

Each year, the James-Valley Special Operations Team focuses on trying to continue providing quality specialized trainings unique to SWAT teams and continue to enhance team cohesion. To meet this goal, the James-Valley Special Operations Team completed their annual minimum required hours of team trainings to remain a certified SWAT team, per the guidelines set forth by the North Dakota Special Operations Committee. Many team members also attended

specialized trainings to maintain or enhance the team's capabilities when encountering situations during activations.

The following is a summary of trainings attended during this last year: Several team members attended a Tactical Conference in Helena, MT, to complete several specialized certifications on several SWAT related topics. Those topics included becoming a certified instructor in deploying chemical agent and less-lethal munitions; Operating/Deploying from an armored vehicle; Sniper tactics and competition; Pistol/Carbine operator tactics and shooting; and command/decision-making for SWAT commanders. Lt. Mann, Sgt. Goff, Officer Stoen, and Officer Mosley also attended an N.T.O.A. course on hostage rescue.

The James-Valley Special Operations Team is a North Dakota Special Operations Committee (N.D.S.O.C.) certified team. We are one of 7 certified regional response SWAT teams in the state of North Dakota. There are several requirements set forth by the N.D.S.O.C. which must be met in order to be considered a certified team. Some of these requirements include, staffing levels, having a trained negotiations team available, specialized trainings for team members, training a minimum of 96 hours per year, and equipment requirements. The 96 hours of team training includes difficult training curriculums for team trainings that are intended to challenge the team member's capabilities. These trainings also help to develop team unity and cohesion, which is essential to be a successful team. We continue to alternate training sites between Jamestown, Valley City, and other rural locations and ranges, which help provide a suitable setting for quality training. The James-Valley Special Operations Team continues to meet these requirements, which is an asset to public safety in our communities and surrounding areas.

By being recognized as a certified team, the James-Valley S.O.T. can be called upon to assist in critical situations. Some of those situations include the following: armed and/or barricaded subject; high-risk search/arrest warrant service; hostage situations; search and rescue of victims, suspects, or dangerous offenders; riots; and any other detail which cannot be completed successfully without utilizing the resources which the James-Valley Special Operations Team can provide during an event.

As a certified team, the James-Valley Special Operations Team can be called upon to respond to any location, but will primarily provide support in the 7 surrounding counties to Stutsman County. If we do travel outside the jurisdiction of any participating agency of the team, we are eligible to receive reimbursement for ALL expenses occurred by the team and its agencies. In return, the North Dakota Special Operations Committee helps to provide training and training funds to certified teams.

Equipment and training remain the top priorities when looking at what immediate needs the team has to continue to operate successfully and safely.

During the 2017 year, the James-Valley Special Operations team was activated a total of 5 times.

On 02/01/17, at approximately 1531 hrs., the J-V Special Operations Team was activated to be deployed to Morton County, for the on-going Dakota Access Pipeline riots. Morton County requested additional resources to respond, as the intelligence they had received indicated rioters may attempt to cause several violent incidences within that area. The Special Operations Team responded to provide additional SWAT support elements and resources to other Law Enforcement personnel already in Morton County. A portion of the J-V Special Operations Team remained there until later into 02/02/17, before returning to Jamestown.

On 02/13/17, at approximately 2313 hrs., the J-V Special Operations Team was activated for a planned extended deployment to Morton County, for the on-going Dakota Access Pipeline riots. The Special Operations Team was deployed from 02/13/17 to 02/19/17. The J-V Special Operations Team was requested to provide a SWAT support element for Law Enforcement and National Guard personnel assigned to Morton County and to provide less-lethal and chemical agent munition options while securing certain areas of Morton County.

On 02/23/17, at 0400 hrs., the J-V Special Operations Team was activated for a deployment to Morton County to assist all other law enforcement agencies involved in the on-going Dakota Access Pipeline riots in evicting all trespassers out of the south camp area. The J-V Special Operations Team was requested to provide additional manpower and a SWAT support element for Law Enforcement and National Guard personnel assigned to Morton County and to provide less-lethal and chemical agent munition options while evicting trespassers in certain areas of Morton County.

On 03/03/17, at approximately 1212 hrs., the J-V Special Operations Team was activated to assist the US Marshalls Service in apprehending a wanted fugitive, as they had credible and reliable information that the fugitive was inside a residence in southeast Jamestown. The wanted fugitive had a criminal history showing a propensity for violence and was considered armed and dangerous. Therefore, the J-V Special Operations Team was utilized to provide additional resources and equipment to safely take the wanted fugitive into custody, while maintaining a high level of safety for everyone involved. A search warrant was granted and executed at the residence. The wanted fugitive was taken into custody without incident.

On 10/04/17, at approximately 0911 hrs., the J-V Special Operations Team was activated to assist the Stutsman County Drug Task Force in executing a high-risk search warrant at a residence in northeast Jamestown. One of the known subjects at the residence had committed

a violent crime in the recent past and there was intelligence to believe there could have been firearms inside the home. The search warrant was conducted and 3 subjects were taken into custody without incident. Further investigation did locate a firearm, along with controlled substances, were inside the residence, at the time the search warrant was executed.

As a part-time specialized team, we continue to strive to provide a well-trained and equipped response team when called upon in Jamestown and surrounding areas, to handle and resolve critical incidences, as they arise.

Respectfully Submitted,

Lt. Justin Blinsky

Jamestown Police Department

James-Valley Special Operations Team Commander

STUTSMAN COUNTY NARCOTICS TASK FORCE
YEAR END REPORT 2017

The Stutsman County Narcotics Task Force is a multi-jurisdictional and multi-agency Task Force covering the counties of Stutsman, Barnes, LaMoure, Eddy, and Foster. The Stutsman County Narcotics Task Force is dedicated to the identification, investigation, and prosecution of the individuals involved in the use, manufacturing, and distribution of controlled substances.

The Stutsman County Narcotics Task Force is made up of four (4) sworn Law Enforcement Officers. Deputy John Hirchert, with the Stutsman County Sheriff's Office, has been a member for 2 years, Deputy Doug Muske, with the Stutsman County Sheriff's Office, has been a member for 10 years and is stationed in Barnes County. Officer Ryan Goff, with the Jamestown Police Department, finished his assignment to the Task Force after 3 years and was replaced with Officer Logan Hord. Special Agent Troy Kelly has been supervising the Task Force for 5 years. The officers are assigned to work certain areas, but the officers have been deputized in all five (5) of the counties that are part of the Task Force and must share the responsibility for all of the counties involved.

The Task Force had a total of 86 cases in 2017, which is down in number from the year prior. The Task Force initiated 68 cases and assisted other agencies with 18 cases. Of the 68 initiated cases, the Task Force had 29 arrests, and many still pending, related to drug related offenses such as Possession of Controlled Substances, Possession of Drug Paraphernalia, Manufacture of a Controlled Substance, Delivery of a Controlled Substance, and Criminal Conspiracy to Deliver a Controlled Substance.

In 2017, the Task Force seized/purchased approximately 74 ounces of marijuana with an approximate street value of $35,520. This number is just slightly higher than last year. The Task Force also saw a rise in concentrated THC during 2017.

In 2017, the Task Force seized/purchased approximately 192 grams of methamphetamine with an approximate street value of $38,400. This number is double from the year prior as most cases worked in 2017 revolved around the increase in methamphetamines use and sales.

In 2017, the Task Force also processed and dismantled 1 methamphetamine lab.

In 2017, the Task Force seized/purchased approximately 95 dosage units of controlled prescription drugs, 5 dosage units of LSD, and 5 dosage units of MDMA.

In 2017, the Task Force seized/purchased approximately 1 gram of fentanyl.

In 2017, the Task Force spent considerable time working a large scale conspiracy case that covered multiple counties and resulted in numerous indictments in the northern area of the Task Force's area.

Besides initiating/assisting cases, Task Force continues to provide free teaching and training in the school systems, businesses, special interest groups, and other law enforcement throughout the area covered by the Task Force.

In summary, in 2017 the Stutsman County Narcotics Task Force initiated/assisted 86 cases involving the seizure/purchase of marijuana, methamphetamine, MDMA, Fentanyl, and prescription controlled substances. The Task Force removed a substantial quantity of illegal narcotics, and distributors/manufacturers of those narcotics, from the streets and communities in Stutsman County, LaMoure County, Barnes County, Eddy County, and Foster County.

*Note: Several cases are still at the State Lab of Toxicology being analyzed. Actual weights would be higher. Several cases have yet to be forwarded for formal complaints. Actual arrests would be higher.

REPORT SUBMITTED BY THE STUTSMAN COUNTY NARCOTICS TASK FORCE

2017 ANIMAL CONTROL REPORT:

In 2017, there were a total of 936 calls pertaining to animals. The majority of these calls were to complain about animals at large or being a nuisance. 18 of these calls were regarding people being bitten by animals. 12 calls were to investigate cruelty to animals. These calls for service, along with routine patrol, resulted in 159 animals being impounded. These animals were handled as follows:

Animals returned to owners..... 54
Animals euthanized..... 23
Animals released to Rescue 77
Animals placed from the pound. 5

There were a total of 21 animal arrests for the year 2017.

There were 210 dog licenses and 56 cat licenses issued in 2017 as well as permits for 19 private kennels and 0 commercial kennels. The total cost of veterinary fees in 2017 is $.693.00. This includes testing cost for rabies evaluation.

TOTAL FEES TURNED INTO CITY IN 2017:

DOG LICENSE FEES.. ....$5,627.00
CAT LICENSE FEES... ....$ 863.00
KENNEL PERMIT FEES..... .....$1,120.00
ANIMAL IMPOUND FEES..... .....$ 990.00

Rescue groups continue to help with donated food and treats. We continue to look for ways to improve the city pound. I would like to see a raise in the city impound fees as there has not been an increase in years and the cost should be comparable to what a boarding kennel would charge for care.

JAMESTOWN POLICE DEPARTMENT

From the Desk of:

Andrew Staska, School Resource Officer

205 6th St SE Suite 101, Jamestown, North Dakota 58401

(701) 252-2414 Fax (701) 251-6297

astaska@nd.gov

2/12/18

2017 Pork Open Golf Scramble

The 2017 Pork Open Golf Scramble was held at Hillcrest Golf Course on August 26th, 2017. We had 18 teams participating this year with four players per team, equaling out to a total of 72 golfers. In 2016, we had a total of 68 golfers, so we were up from the previous scramble. Most of the rules, regulations and prizes were the same as last year. We had Scratch and Handicap winners for both first and second place teams. “Orr”iginals donated windbreakers or sweatshirts for the first and second place teams.

There were hole prizes at almost every hole, which were donated by the Business Community in Jamestown. I added some different obstacles to the course this year, such as teeing off with drunk goggles, a random club challenge, fastest hole and spinning around the club before teeing off. We again had a small silent auction, which included Fargo Force Tickets, a couple handmade wooden flags and a couple gift baskets.

The Tournament proceeds went directly to the Pork Open account, which will benefit the D.A.R.E. program that’s taught by me and other programs, such as the kid’s safety day in June of 2018. This event is what keeps the D.A.R.E. program going each year, allowing us to purchase workbooks, pencils, shirts, certificates and prizes.

For a meal this year, we had burgers, chips, salads and water or lemonade. I got the burgers through the school’s food company and heard many positive reviews. In 2016, we had pulled pork sandwiches, but quickly ran out of pulled pork, as it’s hard to determine how much is needed for so many people. The burgers were easy to determine, as most people have just one or two burgers.

I believe we had a great turnout for this event again and am so thankful to the community and businesses for their donations. This was the 21st Pork Open Scramble, but my 1st year organizing it myself. I learned a lot and hope to make it even better in the coming years.

Respectfully Submitted,

Officer Andrew Staska

STUTSMAN COUNTY
COMMUNICATIONS STATISTICS

2017
STUTSMAN COUNTY COMMUNICATIONS CENTER STATISTICS
CALLS FOR SERVICE PER AGENCY

AGENCY CODE	AGENCY	2015	2016	2017
BCI	Bureau Of Criminal Investigation	2	0	0
C	Carrington Ambulance	8	8	10
V	Carrington Fire Department	1	1	1
I	Cleveland Fire Department	5	12	4
K	Courtenay Fire Department	12	6	4
Q	Dispatch	609	606	817
T	Gackle Ambulance	19	16	22
O	Gackle Fire Department	1	2	1
A	Jamestown Ambulance	2,024	1,884	1,810
F	Jamestown Fire Department	303	286	294
P	Jamestown Police Department	16,181	16,464	17,432
R	Jamestown Rural Fire Department	93	47	61
X	Kensal Fire Department	15	4	1
&	Kensal Quick Responders	4	9	9
U	Marion Fire Department	5	3	1
M	Medina Ambulance	56	63	75
E	Medina Fire Department	25	27	26
G	ND Game & Fish	17	20	22
N	ND Highway Patrol	727	663	761
	Parole & Probation	1	2	7
Y	Pettibone Fire Department	1	0	2
Z	Pingree Fire Department	12	8	1
2	Public Works	258	186	143
4	Streeter Fire Department	8	6	9
#	Streeter Quick Responders	13	7	15
SCCC	Stutsman County Corrections	1	0	0
RD	Stutsman County Road Department	12	13	7
S	Stutsman County Sheriff	8,767	7,324	7,844
$	Task Force	181	188	112
W	Wimbledon Fire Department	2	3	2
@	Wimbledon Quick Reponders	6	10	2
0	Woodworth Fire	11	3	5
%	Woodworth Quick Responders	2	1	8
	Total	**29,382**	**27,872**	**29,508**

WRECKER CALLS

	2015	2016	2017
Jamestown Police Department	209	183	201
Stutsman County Sheriff	118	101	99
Task Force	1	0	3
Dispatch	10	13	6
Jamestown Rural Fire Department	N/A	N/A	1
ND Highway Patrol	71	74	66
Total	**409**	**371**	**376**

FIRE ALARMS

	2015	2016	2017
Jamestown Fire Department	123	131	143
Jamestown Rural Fire Department	6	2	5
Medina Fire	2	0	1
Woodworth Fire	1	0	0
Kensal Fire	1	0	0
Total	**133**	**133**	**149**

SECURITY ALARMS

	2015	2016	2017
Jamestown Police Department	194	238	211
Stutsman County Sheriff	40	38	29
Dispatch	2	2	1
ND Highway Patrol	0	0	0
Total	**236**	**278**	**241**

SEVERE WEATHER WARNINGS ISSUED

COUNTY	2015	2016	2017
Stutsman County	10	18	14
Dickey County	10	16	7
Foster County	8	12	8
Lamoure County	6	10	7
Logan County	6	13	5
McIntosh County	8	19	6
Total	**48**	**88**	**47**

COMMUNICATIONS CENTER CALL COUNT

	2015	2016	2017
Incoming calls	37,828	46,022	49,541
Out going calls	16,806	13,906	19,715
Total	**54,634**	**59,928**	**69,256**

LAW ENFORCEMENT TELETYPE USAGE

	2015	2016	2017
Messages Input	141,733	105,600	117,155
Messages Output	174,844	142,106	149,320
Total	**316,577**	**247,706**	**266,475**

911 PHONE CALLS

2015

Month	CITY	RURAL	CELLULAR	OUT OF COUNTY	NO RECORD FOUND	VOIP
January	69	12	327	0	2	0
February	53	8	320	1	3	3
March	79	16	334	1	4	0
April	76	8	362	1	6	4
May	72	9	395	0	17	3
June	55	7	421	0	10	1
July	62	24	449	0	3	2
August	86	18	514	1	12	1
September	64	8	409	4	2	2
October	56	14	398	1	1	1
November	64	11	310	0	7	1
December	75	14	404	0	8	2
	811	**149**	**4643**	**9**	**75**	**20**

COMBINED TOTAL **5707**

2016

	CITY	RURAL	CELLULAR	OUT OF COUNTY	NO RECORD FOUND	VOIP
January	88	14	370	0	1	2
February	65	12	378	0	3	0
March	72	14	364	0	2	0
April	65	15	333	1	5	0
May	75	10	461	0	9	3
June	69	17	471	1	8	1
July	92	16	533	0	13	0
August	101	16	453	3	5	0
September	88	9	449	0	6	5
October	93	10	413	0	15	2
November	81	15	381	2	4	2
December	57	5	463	0	12	3
	946	**153**	**5069**	**7**	**83**	**18**

6276

2017

Month	CITY	RURAL	CELLULAR	OUT OF COUNTY	NO RECORD FOUND	VOIP	TOTAL
January	97	11	429	0	12	2	551
February	113	10	310	0	28	0	461
March	79	17	351	0	9	3	459
April	78	23	404	0	13	0	518
May	96	34	391	0	9	1	531
June	76	12	476	0	8	1	573
July	77	17	505	0	9	9	617
August	85	10	435	0	17	7	554
September	78	13	415	1	11	4	522
October	89	33	483	0	20	6	631
November	57	16	349	0	10	0	432
December	72	13	453	0	5	4	547
	997	**209**	**5001**	**1**	**151**	**37**	**6396**

6396

STUTSMAN COUNTY COMMUNICATIONS CENTER STATISTICS
"2017"
TELETYPE STATISTICS

TELETYPE AM MESSAGES ISSUED

		2015	2016	2017
Administrative messages	**Total**	**160**	**175**	**211**

III REQUESTED(Interstate Identification Index)/State Criminal History's

Agency		2015	2016	2017
Jamestown Police Department				
	III	50	42	62
	Criminal History	88	44	57
	Total	**138**	**86**	**119**
Stutsman County Sheriff's Department				
	III	10	4	14
	Criminal History	11	5	13
	Total	**21**	**9**	**27**
ND Highway Patrol				
	III	0	0	1
	Criminal History	0	0	2
	Total	**0**	**0**	**3**
Drug Task Force				
	III	4	10	16
	Criminal History	3	12	14
	Total	**7**	**22**	**30**
States Attorney's Office				
	III	0	1	0
	Criminal History	0	1	0
	Total	**0**	**2**	**0**
ND Game and Fish				
	III	0	0	0
	Criminal History	0	0	0
	Total	**0**	**0**	**0**
Municipal Court				
	III	0	0	0
	Criminal History	1	0	1
	Total	**1**	**0**	**1**
Communications/Emergency Mgmt				
	III	4	7	13
	Criminal History	4	4	8
	Total	**8**	**11**	**21**
	TOTAL III/Criminal History Requested	**175**	**130**	**201**

NCIC ENTRIES(National Crime Information Center)

NCIC file	2015	2016	2017
Article	21	39	16
Vehicle/Boat Part	0	0	0
Boat	0	0	0
Gun	9	13	15
License Plates	2	3	1
Missing person	34	36	29
Vehicle	24	24	27
Wanted Person	0	0	0
TOTAL	**90**	**115**	**88**

NCIC HITS(Need to be confirmed with the originating agency)

NCIC File	2015	2016	2017
Guns	1	1	1
Lic Plate	0	1	0
Boat		1	0
Missing/Wanted person	21	34	40
Vehicle	6	4	4
TOTAL	**28**	**41**	**45**

CWIS HITS (Central Warrant Information System, North Dakota Only)
(Hits need to be confirmed with the origination agency)

		2015	2016	2017
Wants or Warrants to be confirmed	**Total**	**220**	**276**	**377**

STUTSMAN COUNTY COMMUNICATION CENTER STATISTICS
2017
CALLS FOR SERVICE
JAMESTOWN POLICE DEPARTMENT

	2015	2016	2017
911HP 911 Harassing Phone Calls	2	0	1
NR911 911 No Response Call	220	219	194
ABVEH Abandoned Vehicle	7	1	6
ACCBC Accident Bicycle	1	0	0
ACCPE Accident Pedestrian	1	2	1
ACCHR Accident-hr	127	127	122
ACCWI Accident-i	80	59	44
ACCOT Accident-other	0	2	0
ACCWO Accident-p	506	511	487
AIDCS Aided Cases	466	477	578
ANMBT Animal Bite (specify)	28	22	18
ANMCL Animal Call	461	374	427
ANMF Animal Found	308	342	296
ANML Animal Lost	197	239	183
ARSON Arson Law Enforcement	1	0	1
ASLTA Assault-aggravated	26	31	25
ASLTS Assault-simple	81	70	62
ASLTP Assault Police Officer	2	4	5
ASTAM Assist Ambulance Call	181	196	183
ASTFI Assist Fire Call	78	64	55
ASTOA Assist Other Agency	342	347	396
SARTA Assist Sart	2	1	0
ASTSH Assist with Shelter	0	15	47
AWLSH Awol Ndsh	6	10	6
BARCK Bar Checks	45	71	42
LIQBO Bar Open After Hours	0	2	0
BOND Bond Orders	1	1	9
BURAL Burglar Alarm Calls	194	238	211
BURGL Burglary	74	90	70
BUSCK Business Check	0	0	10
WEACW Carrying Concealed Weap	7	4	6
ANMCC Cattle Call	5	1	0
CHAP Chaplain Services	1	0	0

STUTSMAN COUNTY COMMUNICATION CENTER STATISTICS
2017
CALLS FOR SERVICE
JAMESTOWN POLICE DEPARTMENT

	2015	2016	2017
CHLDA Child Abuse/neglect	57	54	41
CIVIM Civil Matters	201	209	259
CP Civil Process	0	2	1
CIVIL Civil Standby	129	122	116
CRTCC Contempt Of Court	49	85	56
CBURN Controlled Burn	0	2	2
JUVCM Contr To Delinquency Of	0	3	0
COURT Court Security	34	36	5
CCFRD Credit Card Fraud	11	18	23
CRMAT Criminal Attempt	4	9	13
VANCM Criminal Mischief	152	170	151
ANMCR Cruelty To Animal	23	25	12
JUVCV Curfew Violation	2	6	5
CUSVI Custodial/visitation Disp	33	38	38
VANDP Damaged Property	17	13	8
LIQDM Deliver Liquor To Minor	3	0	1
LIQDX Detox	2	1	1
TRADT Direct Traffic	26	14	11
WEADF Discharging Firearm City	7	6	4
DISFW Discharging Fireworks	35	41	44
DISCD Disorderly Conduct	399	430	401
OBSDO Disseminating Obscene Mat	2	0	3
DISTB Disturbance Calls	231	239	219
DOMES Domestic	253	311	312
ASLTD Domestic Assault	127	118	112
DRWNO Doors & Windows Found	14	9	20
DRUGD Drug-deliver/sell	5	2	4
DRUGM Drug Manufacture	0	1	0
DRUGF Drug-paraphernalia	128	101	99
DRUGP Drug-possession	76	54	88
LIQDK Drunkeness	134	134	92
TRADU D.u.i.	91	82	68
DMPGB Dumping Garbage	6	2	4

STUTSMAN COUNTY COMMUNICATION CENTER STATISTICS
2017
CALLS FOR SERVICE
JAMESTOWN POLICE DEPARTMENT

	2015	2016	2017
MBEZL Embezzlement	7	12	6
MRGMS Emergency Message	12	1	10
EFCFC Escape from Custody	1	1	0
TRAES Escort	319	109	124
EXER Exercise	0	1	2
XTROT Extortion	0	2	1
XTRPT Extra Patrol	132	110	170
OLEFI False Info To Law Enforc	2	5	10
KIDFR Felonious Restraint	1	1	0
FINGR Fingerprinting	408	363	187
FP Foot Patrol	18	18	89
CONTF Forgery/counterfeiting	30	18	27
PRFND Found Property	114	121	145
THFGA Gas Drive Off	10	16	15
SEXGI Gross Sexual Imposition	14	13	22
COMHP Harassing Phone Call/letr	145	88	45
OLEHR Harboring Runaway	0	0	1
HAZAR Hazardous Materials LEC	2	1	2
HLSFY Health & Safety	39	44	45
OLEHL Hinder Law Enforcement	0	1	0
ANMHC Horse Call	2	2	0
THFID Identity Theft	15	6	15
IMMIA Illegal Alien	1	2	1
IMPOL Impersonating a Police Officer	1	1	0
TRAIM Impounds	1	1	1
WEAID Incendiary Devices	0	1	0
INRPT Information Reports	250	394	552
DRUGI Ing/Inh of Controlled Sub	1	0	2
COMIM Interception of Mail	0	1	2
VIOJO Junk Ordinance Violation	93	82	155
K9ACT K-9 Activity	7	5	41
LIFEL Lifeline	1	0	5
WEALV Loaded Firearm In Veh	1	0	2

STUTSMAN COUNTY COMMUNICATION CENTER STATISTICS
2017
CALLS FOR SERVICE
JAMESTOWN POLICE DEPARTMENT

	2015	2016	2017
VIOLO Local Ordinance Violatio	53	41	78
LSTPR Lost Property	77	80	73
ASLTM Menacing	1	1	0
MTLCS Mental Case	166	190	159
MTLES Mental Health Escort	179	190	229
LIQMC Minor Consumption	12	14	27
LIQME Minor In Liquor Establis	5	0	1
LIQMP Minor In Possession	2	2	1
LIQMA Misreprestation Of Age	1	0	2
MISPR Missing Person	25	25	7
TRAMA Motorist Assist	107	163	151
TRAMV Moving Violation	339	280	304
CONNA No Account (execpt Fory)	0	0	1
TRANM Non-moving Violation	674	936	642
CONSF Nsf Checks	4	2	2
ODP Off Duty Policing	41	34	25
TRAOC Open Container Motor Veh	0	2	0
PROPV Parole Violation	1	0	0
DISPT Peeping Tom	2	1	1
ASTPR Personal Assist	82	84	83
POCP Poss Of Child Pornography	2	4	3
JUVPT Possesion Of Tobacco	15	10	10
WEAFF Possess Firearm - Felon	1	1	2
WEASW Possess Short Barrel	1	0	0
STPPP Possession Stolen Proper	2	1	3
PT Prisoner Transport	46	35	33
PI Private Impounds	22	10	13
PROVI Probation Violation	1	6	4
PUBED Public Information Class	5	38	2
PUBRE Public Relations	128	182	235
ASLTR Reckless Endangerment	1	2	0
RECBC Recovered Bicycle	36	49	68
RECPR Recovered Property	26	20	12

STUTSMAN COUNTY COMMUNICATION CENTER STATISTICS
2017
CALLS FOR SERVICE
JAMESTOWN POLICE DEPARTMENT

	2015	2016	2017
RESCK Residence Check	3	0	3
OLERA Resisting Arrest	1	0	2
TRARC Road Closings	18	10	4
ROBSA Robbery-strong Arm	2	1	2
ROBWE Robbery-weapon	0	0	1
JUVRU Runaway	21	33	25
TRASB School Bus Warning Viol	8	0	9
SEARC Search Warrant	20	23	32
SALRM Security Alarms	19	5	0
SECUR Security Checks	11	0	17
SVRWR Severe Weather	1	0	0
SEXOF Sex Offender Registration	801	779	1,013
SEXVI Sex Offender Violation	3	7	3
SEXAA Sexual Assault	7	9	7
THFSL Shoplifting	53	56	94
TRASS Signs & Signals	38	30	37
SEXSM Solicitation Of Minor	6	5	3
SA Special Assignment	46	34	22
SOTEA Special Operations Team	2	11	6
SROPE Prevention/Education	168	149	329
SROSE Sporting Events	9	18	28
DOMST Stalking	0	0	3
SUBPO Subpoena Service Attempt	298	302	415
SUCAT Suicide Attempted	21	27	12
SUCCP Suicide Completed	0	0	4
SUCTH Suicide Threatened	77	67	79
SU Summons	0	2	0
SUSNA Suspected Narcotics Acti	119	106	149
SUSPA Suspicious Person/activi	876	926	1,312
THFSW Swindle/fraud	20	21	22
JUVRC Take Custody Runaway	2	4	1
COMTS Telephone/mail Solicitatn	0	1	0
ASLTT Terrorizing	8	13	20

STUTSMAN COUNTY COMMUNICATION CENTER STATISTICS
2017
CALLS FOR SERVICE
JAMESTOWN POLICE DEPARTMENT

	2015	2016	2017
THFNR Theft <$50 No Report	1	3	2
THFBD Theft By Deception	6	8	18
THFFB Theft From Building	36	49	30
THFFV Theft From Motor Vehicle	53	61	47
THFBC Theft Of Bicycle	19	27	27
THFMV Theft Of Motor Vehicle	24	23	21
THFPR Theft Of Property	140	153	135
THFSR Theft Of Services	13	12	11
THFVP Theft Vehicle Parts	5	5	0
COMTC Threatening Phone Call	15	22	10
TOBVI Tobacco Violation	0	2	3
TRAHZ Traffic Hazard	116	114	77
TRAFF Traffic Stop	2,532	2,413	2,448
SALES Transient Merchant Compla	4	7	0
CRTRS Trespassing	61	46	69
UATTD Unattended Death	23	23	28
THFUU Unauthorized Use Motor Ve	7	9	9
CRTUE Unlawful Entry	11	18	10
LIQUP Unlawful Possession Alcoh	44	57	26
JUVUR Unruly Juvenile	114	146	130
URINA Urinate In Public	13	9	10
UTILI Utility Call	24	17	14
VANNR Vandalism <$50 No Ir	4	0	0
VANDL Vandalism>$50	0	1	1
VEHRE Vehicle Repossession	15	14	9
VIODC Viol Disorderly/restrain	20	17	28
DOMVP Viol Protection Order	20	14	34
WARRA Warrant Arrest	396	443	574
WEAVI Weapons Violations	3	2	2
WEFCK Welfare Check	402	420	454
THFWF Welfare Fraud	0	1	0
YELLO Yellow Sheet	17	9	5
Grand Total	**16,181**	**16,464**	**17,432**